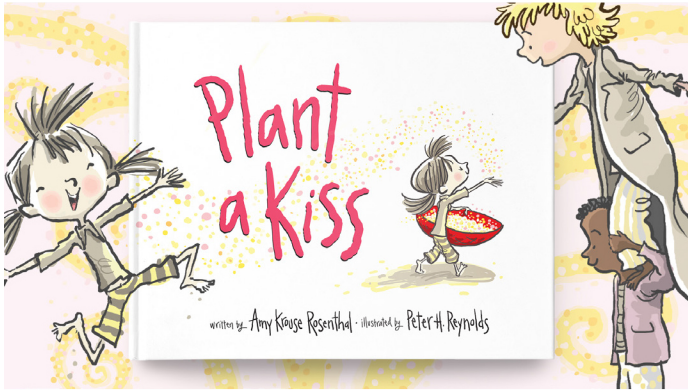


# Plant a Kiss



## Book Information

Run Time	4:52
Author	Amy Krouse Rosenthal
Illustrator	Peter H. Reynolds
Narrator	Ratana
Publisher	Harper/2012
Ages	3+
Genre	Fiction
Text Structure	Third person narrative
Themes & Ideas	Kindness, giving
Language & Literary Features	Rhyme, punctuation, inflection, word choice, rhythmic repetition
Sentence Complexity	One word and simple sentences
Vocabulary	pout, doubt, sprout, gather, stare, declare, to and fro, alas, bliss
Special Vocabulary	punctuation, inflection rhyme
Illustrations	Delightful illustrations with effective use of white space.

## Story Summary

One small act of love blooms into something bigger than Little Miss could have ever imagined in a delightful example of life, kindness, and giving.



### Lesson Focus

Punctuation/Inflection

## Activity Ideas

### Inflection/Punctuation Activity

Modeling reading out loud to your child helps them hear your oral expression and pacing; and points out punctuation marks. Try different voices. Read with a different accent, change your volume, or project a particular emotion in your voice. Suggestions: *sad person, fast / slow talker, whisperer, cowboy, princess, monster, robot, silly, angry, excited, and confused.*

### Punctuation Discussion

Discuss with children the effects that punctuation has on our voices when we read. Practice asking questions (?), sharing exciting news(!), making a statement (.), and sharing a list of things (.). This can be completed as a whole class, small groups or with partners.

### Punctuation Chart

Create a chart with the punctuation marks, and discuss each main punctuation mark.

### Practice Punctuation

Practice using words and phrases that are the same but with different punctuation each time: No? No. No!; Shout. Shout? Shout!

*Additional activities can be found in the following pages of this document.*

# Plant a Kiss

When a kiss grows into something dazzling, Little Miss wants to share it with the world!

Discuss the story and write your answers together.

**What is *Plant a Kiss* about?**

---

---

**Why do you think Little Miss wanted to plant a kiss?**

---

---

---

**What do you think a kiss plant would look like?**

---

---

---

**If you could, would you plant a kiss? Why or why not?**

---

---

**What would you do with all of the kisses that grew?**

---

---



# Plant a Kiss

Pause at the indicated time stamps and discuss the story

**0:33**

What does it look like Little Miss is going to do?

**0:57**

Do you think the kiss will grow? Why or why not? What clues did you use?

**1:15**

Why would Little Miss greet the planted kiss?

**1:55**

Why would Little Miss doubt that her kiss would grow?

**2:12**

What is happening here?

**2:29**

What question would you ask Little Miss?

**2:53**

Why didn't Little Miss' friends want her to share?

**4:15**

How is Little Miss feeling here? What clues did you use?

---

## After viewing the Book:

1. What does a seed need to sprout?
2. Would you share the kisses like Little Miss did?
3. What did Little Miss learn from planting her kiss?



"I'll share!" she declared.





## Drawing and Writing

NAME \_\_\_\_\_

Write a story about planting something that you would like to share.  
Draw a picture of what the plant and "fruit" would look like.



---

---

---

---






















---



## Rhyming Words

NAME \_\_\_\_\_

Do the words in each box rhyme? Read the words and color in the thumbs up if they rhyme or a thumbs down if they do not rhyme.

<b>rare // dare</b>		
<b>wow // how</b>		
<b>shout // sprout</b>		
<b>bliss // there</b>		
<b>go // snow</b>		
<b>declare // doubt</b>		
<b>snow // stare</b>		
<b>everywhere // care</b>		
<b>repeat // greet</b>		
<b>this // there</b>		
<b>bow // low</b>		



## Punctuation

Add the correct punctuation mark to the end of each sentence. Use the information box to help you decide which punctuation mark is correct.



Information box ▶

Glyph	Name	Example
!	<b>Exclamation Point</b> shows excitement— voice goes up	<b>Shout!</b>
.	<b>Period</b>	<b>Plant a kiss.</b>
?	<b>Question mark</b> voice goes up	<b>How do you plant a kiss?</b>
,	<b>Comma</b> pause, slow down	<b>Alas, time to go.</b>

Little Miss planted a kiss \_\_\_\_\_

Little Miss watered \_\_\_\_\_ waited \_\_\_\_\_  
waited \_\_\_\_\_ doubted \_\_\_\_\_ pouted \_\_\_\_\_  
and finally shouted.

Wow \_\_\_\_\_

Why did Little Miss plant a kiss \_\_\_\_\_

