


# Buzzy's Boo-Boo



## Book Information

Run Time	3:22
Author	Harriet Ziefert
Illustrator	Emily Bolam
Narrator	Austin Lee Matthews
Publisher	Blue Apple Books
Ages	2–6
Genre	Fiction
Text Structure	Rhymed couplets, with dialogue
Themes & Ideas	Rhyme, getting hurt, recovery, empathy
Language & Literary Features	Dialogue, exclamations, rhyme
Sentence Complexity	Simple sentences
Vocabulary	mirror, boo-boo, boo-hoo, first aid, bandage
Illustrations	Charming art in a simple, graphic style featuring primary colors.

## Story Summary

In *Buzzy's Boo-Boo*, Buzzy has an experience to which young children can relate—getting hurt and learning how to recover. Buzzy, a lovable little donkey, gets a boo-boo. Daddy helps to clean it. Mommy soothes his tears. Sister helps him choose a bandage. With the help of his family, Buzzy feels much better.



### Lesson Focus

How To Deal With Getting Hurt

## Activity Ideas

### Design

Design a bandage that you would wear if you got a boo-boo.

### Writing

Write your own Buzzy adventure.

*Additional activities can be found in the following pages of this document. Blue Apple books often combine an early reading story with an upper level nonfiction lesson. The activities are developed to meet the needs of both readers.*

# Buzzy's Boo-Boo

In *Buzzy's Boo-Boo*, Buzzy, a lovable little donkey, gets a boo-boo. Daddy helps to clean it. Mommy soothes his tears. Sister helps him choose a bandage. With the help of his family, Buzzy feels much better.

Discuss the story and write your answers together.

**What is a boo-boo and where was Buzzy's boo-boo?**

---

---

**Talk about a time you had a boo-boo.**

---

---

**What did you do to feel better after your boo-boo?**

---

---

**What do you think will happen if Buzzy gets another boo-boo?**

---

---

**Have you ever helped a friend after they got a boo-boo?**

**What did you do to help?**

---

---



# Buzzy's Boo-Boo

Pause at the indicated time stamps and discuss the story

Each resource/activity which accompanies the title, includes an interactive activity, Pause & Ponder, to help children understand and explore a deeper understanding of what the story means to them. After children view the story for the first time, view the story again using the Pause & Ponder, pausing at the timestamps provided, to discuss the why questions with the children. These questions are designed to help children make inferences about and explain several story events. Then follow-up with the probing questions provided in the after viewing section of the Pause & Ponder to support children's ability to answer broader explanation questions. But, above all, enjoy!

**0:14**

What do you think *Buzzy's Boo-Boo* is about?  
Why do you think that?

**0:34**

What do you think Daddy is going to do to Buzzy's boo-boo?  
Why do you think that?

**1:41**

Why does Buzzy need a bandage?

**2:53**

Do you think his sister will catch the ball?  
Why do you think that?

**3:02**

How will Teddy help if Buzzy falls?

---

## After viewing the book:

1. What does a First Aid sign mean?




# Coloring Sheet

Decorate your own bandages!

NAME \_\_\_\_\_


COLOR IN THE  
BANDAGES AND  
THEN DECORATE  
YOUR OWN →



## Drawing and Writing

NAME \_\_\_\_\_

Draw a picture of a boo-boo that you got and then, write about what you did to help your boo-boo get better.



---

---

---

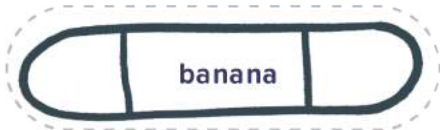
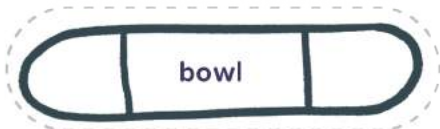
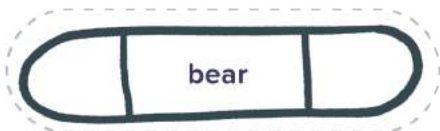
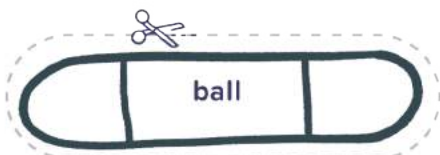

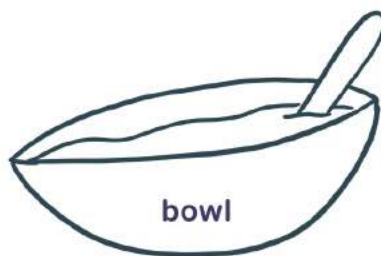
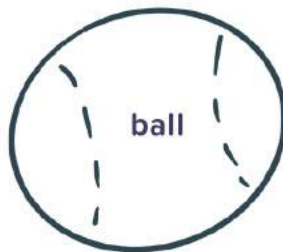





# B is for Bandage

NAME \_\_\_\_\_

All of the words on the bandages and the things on the right start with a **B**. Cut out the bandages. Then, glue the bandages on top of the word that they match.



# ✂ Connecting Activity

NAME \_\_\_\_\_

Match the word on the left with the word they rhyme with on the right.  
Draw a line to connect the two.

Head

New

On

Okay

Too

Fall

Now

Red

Play

Wow

Ball

Gone

